

How to get started with the new Hedge Fund Research website

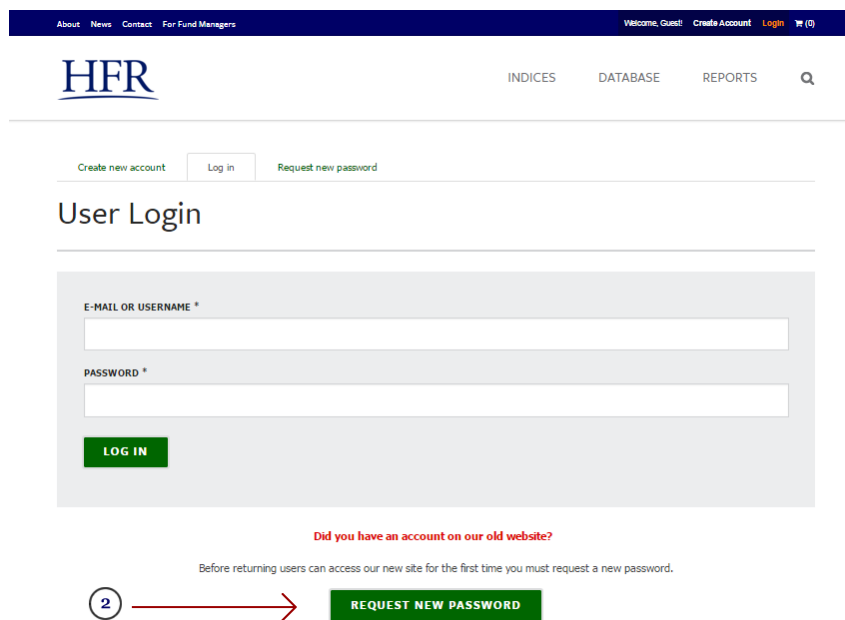
1) Click the **Login** link (which is now located at the top of the page, right-hand side).

<https://www.hedgefundresearch.com>



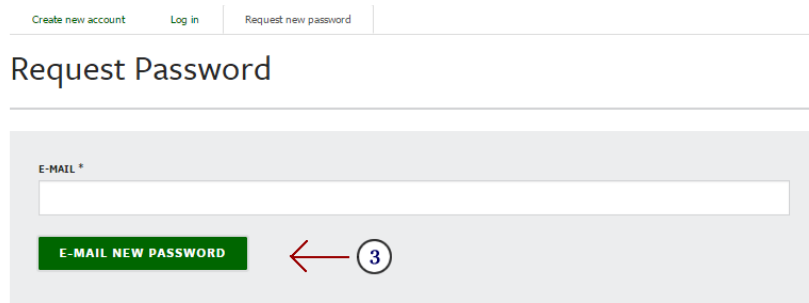
2) Old website users must create a new password.

<https://www.hedgefundresearch.com/user/login>



3) Please enter your email address and click the “Email New Password” button.

<https://www.hedgefundresearch.com/user/password>



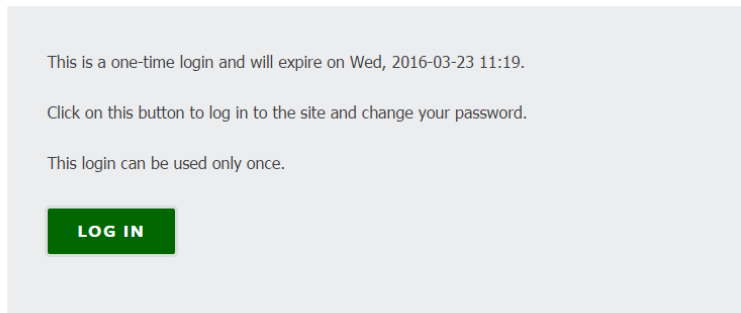
4) An email will be sent to you from registration@hfr.com with the subject line “Replacement login information for...”

You will need to click the link with the long string of characters similar to what is shown below:

From: registration@hfr.com
Subject: Replacement login information for [user email address]
To: [user email address]

Todd Hartman,
A request to reset the password for your account has been made at Hedge Fund Research.
You may now log in by clicking this link or copying and pasting it to your browser:
<https://www.hedgefundresearch.com/user/reset/35495/1460384111/Qy19SDYKn1Er1SampleL1nk...>
This link can only be used once to log in and will lead you to a page where you can set your password.
-- Hedge Fund Research team

5) The link will take you to new page where you should click the “Log In” button



6) You will be prompted to enter a new password and to update your User Profile.

After you update, a message will appear at the top of the screen that “the changes have been saved”



The changes have been saved.

My Profile

Update Information

My Favorite Indices

Download Center

YOU ARE NOW READY TO USE THE NEW WEBSITE

Other New Website Tips

1) Where do I download HFR Indices performance data?

At the bottom of every HFR Index family page is a link like this below:

Download Index Performance Data

DOWNLOAD FULL HFRI INDICES PERFORMANCE SERIES


NOTE: If this is your first time on the new website, you will need to fill out a short survey form so that we can better understand how our website visitors utilize our historical index performance data.

2) How do I create a list of Favorite Indices?

There is a “Save to Favorites” button at the top of every index page. Click the button to save the index to your favorites.

SELECT AN HFRI INDEX:					
HFRI Equity Hedge (Total) Index					★ Save to Favorites
TICKER HFRIEHI	STRATEGY Equity Hedge	REGION Global	CURRENCY USD	INTERVAL Monthly	DOWNLOAD Fact Sheet

You can then view performance tables of your Favorite Indices by clicking the “Favorite Indices” link in the upper, right-hand corner of the website:

Favorite Indices My Account  (0)

REPORTS



Please contact info@hfr.com with any questions.